

IT-30FI



FEATURES

Water-filtration system for ice reduces contaminants, chlorine taste and odor

Automatic ice maker with "max ice" feature

Rigorously tested in our U.S. manufacturing facilities to ensure at least 20 years of heavy use

Exceptional 24/7 support from our Customer Care team based in Madison, Wisconsin and just footsteps from our factory

Every Sub-Zero integrated refrigerator or freezer comes ready to be fitted with custom panels and handles for seamless installation with surrounding cabinetry

ACCESSORIES

Dual installation kits

Stainless steel front panels with tubular or pro handles

Stainless steel kickplate

Stainless steel pro handles

Stainless steel tubular handles

Replacement water filter

Accessories are available through an authorized Sub-Zero dealer. For local dealer information, visit subzero-wolf.com/locator.



HANDLE ACCESSORIES

PRO



TUBULAR



PRODUCT DETAILS

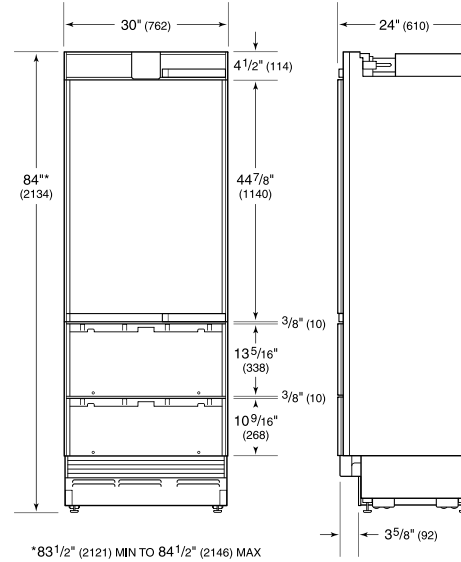
FREEZER

- 3 Adjustable wire shelves
- 4 Adjustable door shelves
- 3 Adjustable drawer dividers
- Removable ice container
- Automatic ice maker

PRODUCT SPECIFICATIONS

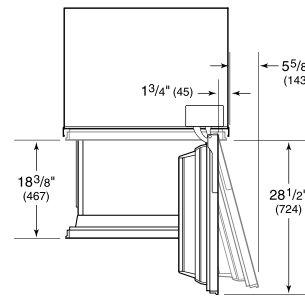
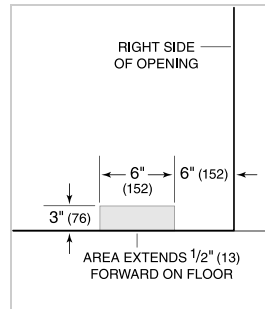
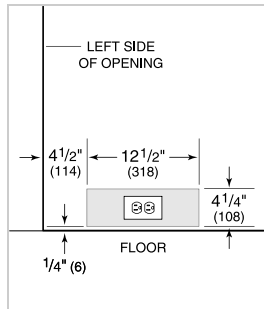
Model	IT-30FI
Dimensions	30"W x 84"H x 24"D
Door Clearance	28 1/2"
Drawer Clearance	18 3/8"
Weight	400 lb
Refrigerator Capacity	15.1 cu ft
Electrical Supply	115 VAC, 60 Hz
Electrical Service	15 amp dedicated circuit
Plumbing Supply	1/4" OD copper, braided stainless steel or PEX tubing
Plumbing Pressure	35-120 psi

DIMENSIONS



ELECTRICAL

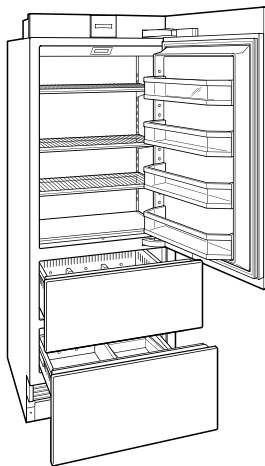
PLUMBING



PANEL SPECIFICATIONS

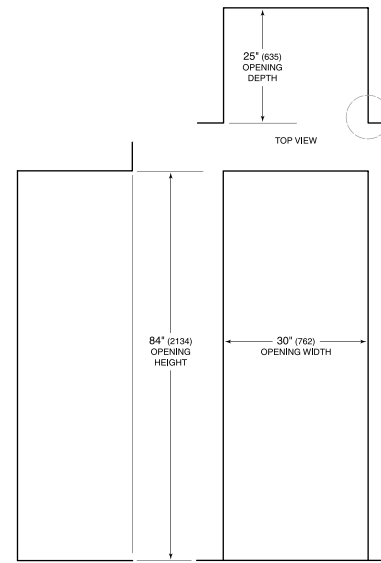
For complete panels specifications including width/height, weight requirements and thickness requirements visit subzero-wolf.com/integratedconfigurator.

INTERIOR VIEW



This illustration is intended for interior reference only and may not represent the exterior of the model being specified.

STANDARD INSTALLATION



NOTE: 3 1/2" (89) finished returns will be visible and should be finished to match cabinetry.

